


UCONN 2000 Capital Program



Board of Trustees

Buildings, Grounds and
Environment Committee

June 13, 2023

UCONN


UCONN 2000 Capital Program

The program was enacted to attract and retain CT's high-achieving students through a dramatic transformation and modernization of the University physical plant.

32 year program split
into 3 phases

6 Campuses*
4,285 acres ~18M sqft

\$4.7B of State bonds +
~\$1B other funds



Over \$4.8B in capital expenditures since
FY96 from all fund sources.

Capital Expenditures (\$M)	
\$3,758.3	State-supported UCONN 2000 GO Bonds
259.6	Other State-supported bonds (i.e. Tech Park, Waterbury)
341.6	UConn-supported Special Obligation bonds
456.6	Non-State funds (i.e. UConn operating funds, gifts)
\$4,816.1M Total Expenditures (as of 5/31/23)	

*Storrs, Avery Point, Farmington, Hartford, Stamford, Waterbury

UConn Capital Budget Plan

UCONN 2000 Bond Funded Projects (in millions)		FY24	FY25-FY27	Status for FY24
Academic / Research	Academic & Research Equipment	\$5.3	\$15.0	Ongoing
	Nursing Program Facility	19.7		Planning/Design
	Programmatic Renovations	10.8	42.5	Design/Construction
	Total Academic/Research	35.7	57.5	
DM	Field House Renovation	27.0		Construction
	Information Technology Equipment	5.5		Ongoing
	Infrastructure - South Campus	12.9		Construction
	Total Deferred Maintenance	45.3		
Other	Other Equipment	2.2	9.6	Ongoing
	Contingency	1.5		
Total UCONN 2000 Bond Funded Projects		\$84.7	\$67.0	
Other Funded Projects (University, Gifts, SO/GO Bonds)				
Academic / Research	Academic & Research Equipment (State GO Bonds)	5.0	5.0	Ongoing
	Faculty Innovators (State GO Bonds)	14.5	13.4	Planning
	Nursing Program Facility (State GO Bonds)	30.0		Planning/Design
	Programmatic Renovations (University)	10.0	30.0	Design/Construction
	XL Center Space Renovation (State GO Bonds)	5.0		Planning/Design
DM	Equipment (State GO Bonds)	5.0	5.0	Ongoing
	Facilities Repairs & Improvements (University)	11.5	34.5	Design/Construction
	Field House Renovations (Gifts)	30.0		Construction
Other	Gampel Renovations (State GO Bonds)		10.0	Planning
	South Campus Residence Hall (SO Bonds)	100.0		Construction
	South Campus Residence Hall (University)	15.0		Construction
	Other/Contingency (University)	4.3		
Total Other Funded Projects		\$230.3	\$97.9	
Total Capital Budget - Storrs & Regional Campuses		\$315.0	\$164.9	

The long-term capital budget plan is continuously reviewed to ensure funding for our highest priorities.


FY24 is year 10 of the 13-year NextGenCT initiative.

UCONN 2000 State GO Bonds

UCONN 2000 State supported General Obligation bonds have historically funded the majority of the capital budget.

Bonding Schedule (\$M)		Phase I	Phase II	Phase III	Status
UConn	FY96-FY99	\$382.0			Complete
UConn	FY00-FY05		\$580.0		
21 st Century UConn	FY05-FY14			\$627.2	
Bioscience CT	FY05-FY19			825.9	
NextGenCT	FY15-FY27			1,867.8	Active
UConn Health	FY22			25.0	
Total		\$4,295.9			

Only \$67M remains in the NextGenCT initiative over the next 3 years (FY25-FY27).



FY24	84.7
FY25	44.0
FY26	14.0
FY27	9.0

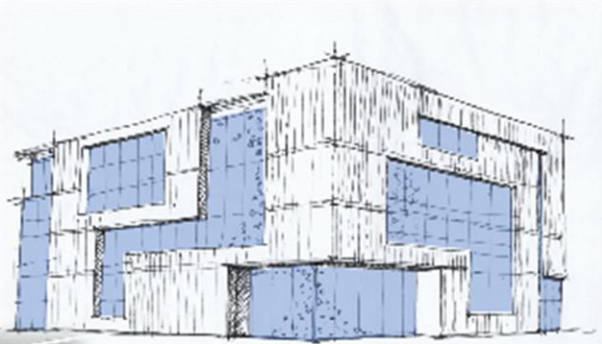
FY24 UConn Capital Budget

UCONN 2000 Bond Funded Projects by Statutory Named Lines	Total	By Program		
		Academic/Research	Deferred Maint.	Other
Academic and Research Facilities	\$19.7			
Nursing Program Facility	19.7	19.7		
Deferred Maintenance	52.2			
Field House Renovation	27.0		27.0	
Infrastructure-South Campus	12.9		12.9	
Programmatic Renovations	10.8	10.8		
Contingency	1.5			1.5
Equipment	12.9			
Academic & Research	5.3	5.3		
Information Technology	5.5		5.5	
Other	2.2			2.2
Total UCONN 2000 Bond Funded Projects	\$84.7	\$35.7	\$45.3	\$3.7
Other Funded Projects (University, Gifts, SO/GO Bonds)				
Equipment (State GO Bonds)	10.0	5.0	5.0	
Facilities Repairs & Improvements (University)	11.5		11.5	
Faculty Innovators (State GO Bonds)	14.5	14.5		
Field House Renovations (Gifts)	30.0		30.0	
Nursing Program Facility (State GO Bonds)	30.0	30.0		
Programmatic Renovations (University)	10.0	10.0		
South Campus Residence Hall (SO Bonds)	100.0			100.0
South Campus Residence Hall (University)	15.0			15.0
XL Center Academic Space Renovation (State GO Bonds)	5.0	5.0		
Other/Contingency (University)	4.3			4.3
Total Other Funded Projects	\$230.3	\$64.5	\$46.5	\$119.3
Grand Total FY24 Capital Budget	\$315.0	\$100.2	\$91.8	\$123.0

69% of the capital budget will provide funding for active construction projects.

FY24 UConn Major Projects

Nursing Building
(concept pic)



South Campus
Residence Hall

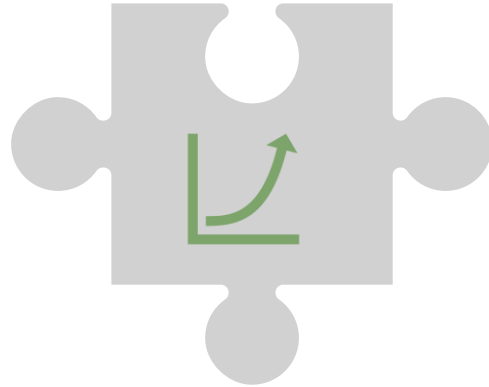
Field House
Renovations



UConn Capital Program Challenges

Challenges:

- Workforce - limitations, interruptions or unavailability
- Materials - increasing production timelines, shortages and prices




Facilities Conditions:

- 46% of UConn space is 25-50 years old and considered high risk
- DM needs over 10 years are \$1.2B



Economy:

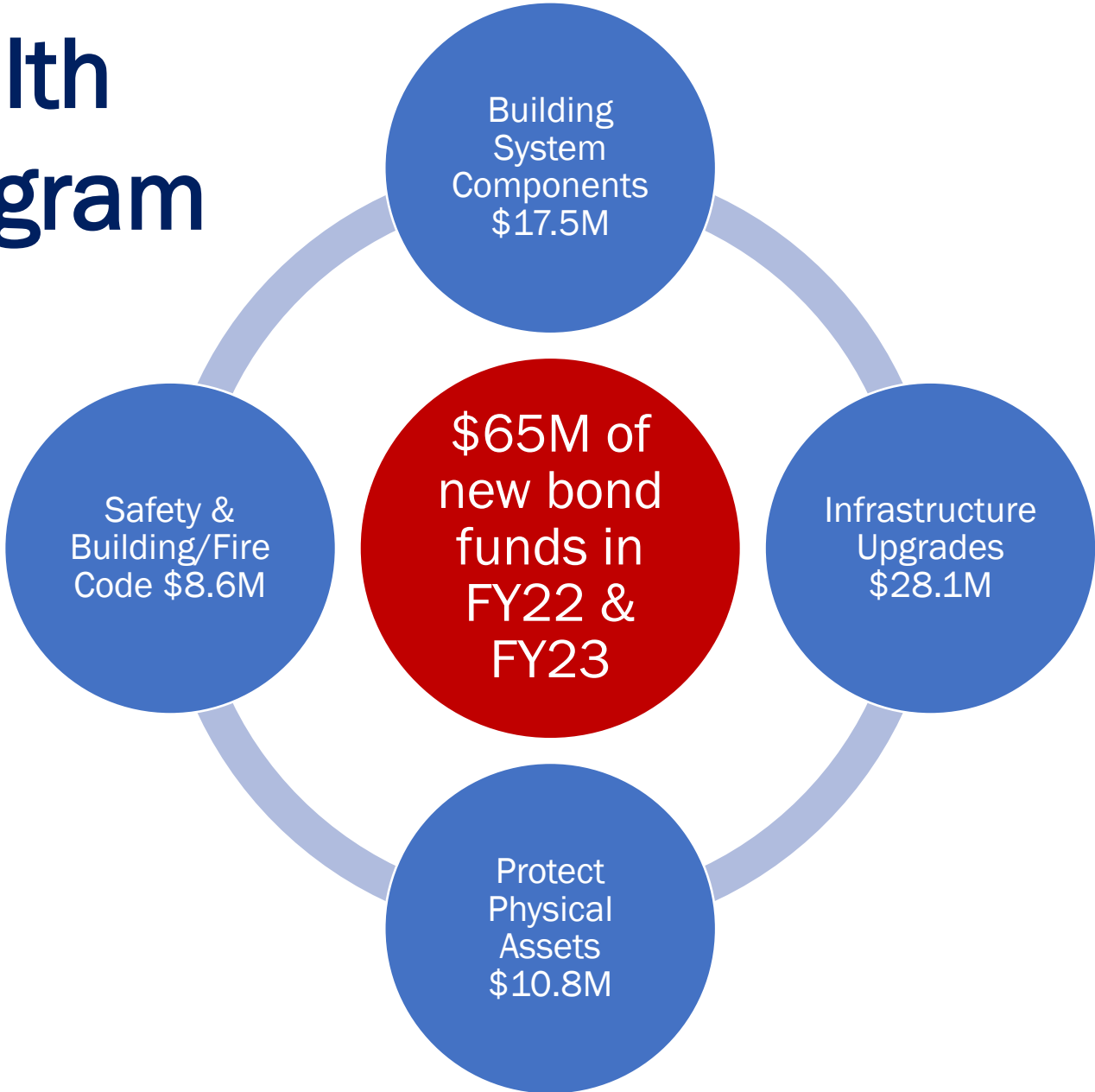
- Significant annual escalation
- Will likely moderate but not down to the 4% budgeted in the near future



Project Priorities:

- The Facility Condition Assessment is informing project prioritization and development of an updated capital plan

UConn Health Capital Program



**Deferred
Maintenance
needs over 10
years: \$322M**

FY24 UConn Health Capital Budget

State GO Bonds	
Deferred maintenance, code compliance and infrastructure improvements	30.0
System telecommunications infrastructure upgrades, improvements and expansions	3.0
Equipment, library collections and telecommunications	10.0
Total State GO Bonds	\$43.0
UConn Health Operating Funds*	
Campus Renovations	12.0
Clinical Equipment	12.0
Deferred Maintenance	3.1
Information Technology Security and equipment	13.0
Revenue Growth Investment	12.0
Research Capital Use Allowance	8.1
Other/Contingency	1.3
Total UConn Health Operating Funds	\$61.5
Grand Total FY24 Capital Budget	\$104.5

*Categories/Projects may be redistributed based on UConn Health Capital Prioritization

Capital Policy and Procedures Manual Revisions

In addition to minor changes to position titles, office names, grammar, punctuation, and word choice for clarity, there are three proposed changes to the policy and procedures manual for Finance:

Project Initiation/Approval

- Removes project triage committee.
- Removes ITS from Memorandum of Understanding and Project Review Committee approval process.

Financial Prequalification

- Changes the age of audited statements from 15 to 18 months from the date of application.
- For projects less than \$10M or involving a single trade contractor, the requirement for annual statements varies depending on thresholds and range from no requirement to reviewed, compiled or audited statements that are no older than 18 months from the application date.

UConn Management Fees Allocation

- Added “can” allocate.
- Beginning July 1, 2023, management fees will not be charged on newly initiated projects and select projects already underway.

Major UConn Projects Completed



**UConn Hartford
Campus**

\$139M

3 bldgs. 215,000 square feet
Completed August 2017



**Werth Residence
Hall**

\$95.8M

212,000 square feet, 730 beds
Completed August 2016



**Engineering and
Science Building**

\$92.5M

115,000 square feet
Completed October 2017



**Student Recreation
Center**

\$97.1M

191,000 square feet
Completed August 2019



**Gant Building
Renovation Phase I-II**

~\$170M

200,000 square feet
Completed August 2019, May 2021

**Fine Arts Production
Facility**

\$35.5M

30,000 square feet
Completed April 2020

**Monteith Building
Renovation**

\$23.7M

73,000 square feet
Completed August 2016

**Putnam Refectory
Renovation**

\$18.7M

42,000 square feet
Completed August 2016

**Supplemental Utility
Plant**

~\$67M

40,000 square feet
Completed November 2022

**STEM Research
Center Science 1**

~\$190.0M

200,000 square feet
Est Completion spring 2023