

Storrs & Regional Campuses

The University's position improved while recognizing stronger grant revenues, utilization of Foundation funds, and mandatory fees.

Increased grant expenditures due to those increased revenues, are offset by reduced unit spending in salaries and other operating expenditures.

Storrs & Regional Campuses	Q2 Forecast	Q1 Forecast	BOT Budget	Variance Q2 - Budget	
State Appropriations	\$269.8	\$269.2	\$269.2	\$0.6	0.2%
Tuition/Fees	794.4	791.8	791.2	\$3.1	0.4%
Grants & Contracts - Financial Aid	83.4	89.0	87.7	(\$4.3)	(4.9%)
Grants & Contracts - Other	259.5	250.0	225.9	\$33.6	14.9%
Auxiliary Revenue	293.3	291.6	291.5	\$1.8	0.6%
Other Revenues	133.9	128.9	112.7	\$21.2	18.8%
Total Revenues	\$1,834.2	\$1,820.4	\$1,778.2	\$56.0	3.1%
Salary/Benefits	\$951.8	\$946.2	\$947.5	\$4.3	0.4%
Financial Aid - Tuition Funded	219.1	217.4	219.4	(\$0.3)	(0.1%)
Financial Aid - Other	120.6	129.0	120.5	\$0.1	0.1%
Capital Projects/Lease/Debt	111.5	88.6	88.6	\$22.8	25.8%
Other Expenses	438.2	451.1	440.1	(\$1.9)	(0.4%)
Total Expense	\$1,841.1	\$1,832.3	\$1,816.1	\$25.0	1.4%
Net Income/(Loss)	(\$6.9)	(\$12.0)	(\$37.9)	\$30.9	

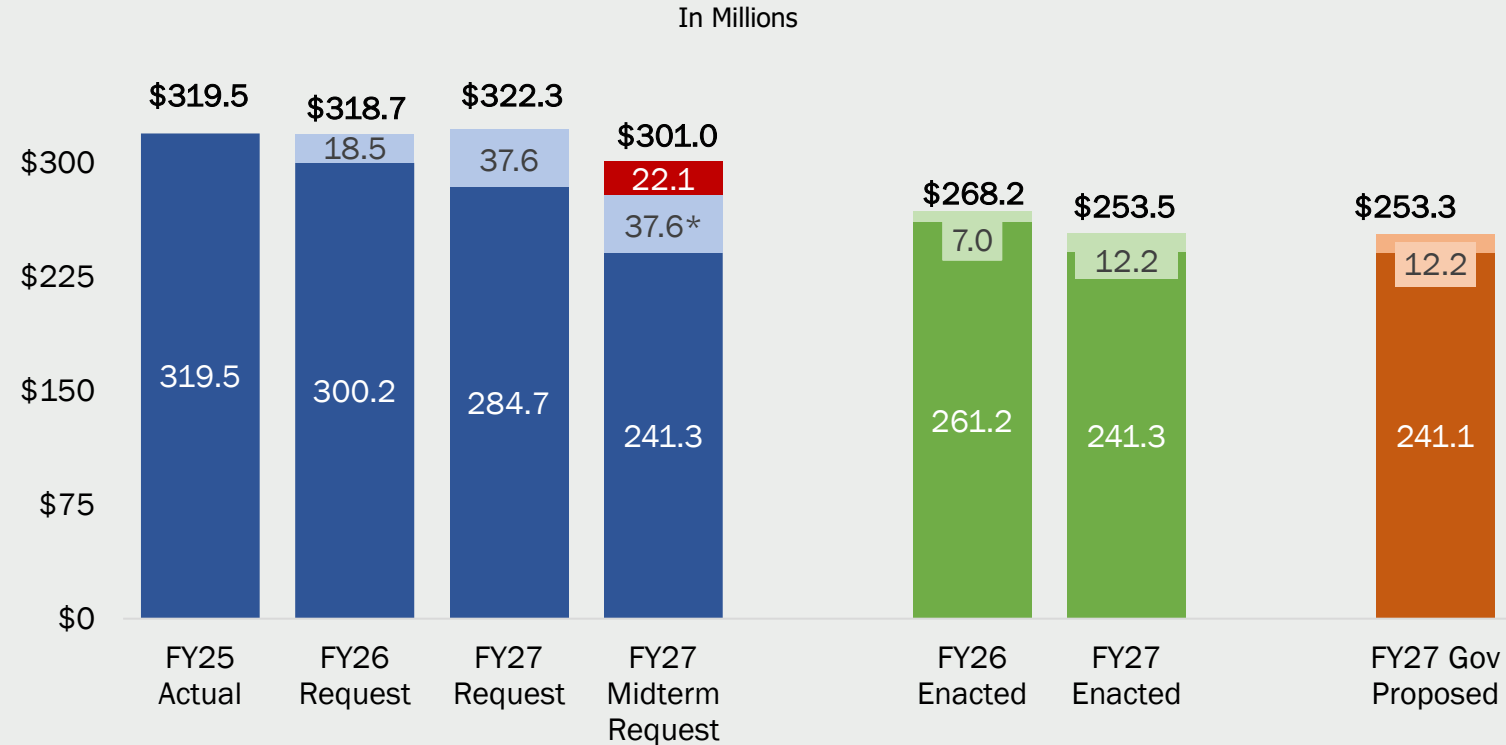
Deficit Mitigation Progress

The \$31.0 million of financial benefits resulting from new revenue opportunities and cost reduction initiatives will continue to positively impact our bottom line throughout the year. We remain focused on realizing an additional \$6.9 million to achieve a balanced budget.



The enacted biennium budget was lower than requested which has required significant mitigating actions in FY26. UConn's midterm request for FY27 reflects the investment required to support wage increases, strategic initiatives for enrollment growth, and protecting our research enterprise.

- UConn Base Request
- Est. 3% Wage Increase*
- Strategic Initiatives
- Enacted Base
- Enacted Wage Increase
- Gov Proposed Base
- Gov Proposed Wage Increase



*To be revised based on final State approved collective bargaining wage increases. Request for wage increase reflects 3% for all employees. If a 4.5% wage increase is approved the request is \$49.3M and results in a \$312.7M total request

UConn HEALTH

FY26 Q2 Update

The FY26 financial outlook continues to strengthen as a result of increased clinical revenues, a slower pace of hiring, lower operating expenses, and reduced capital expenditures.

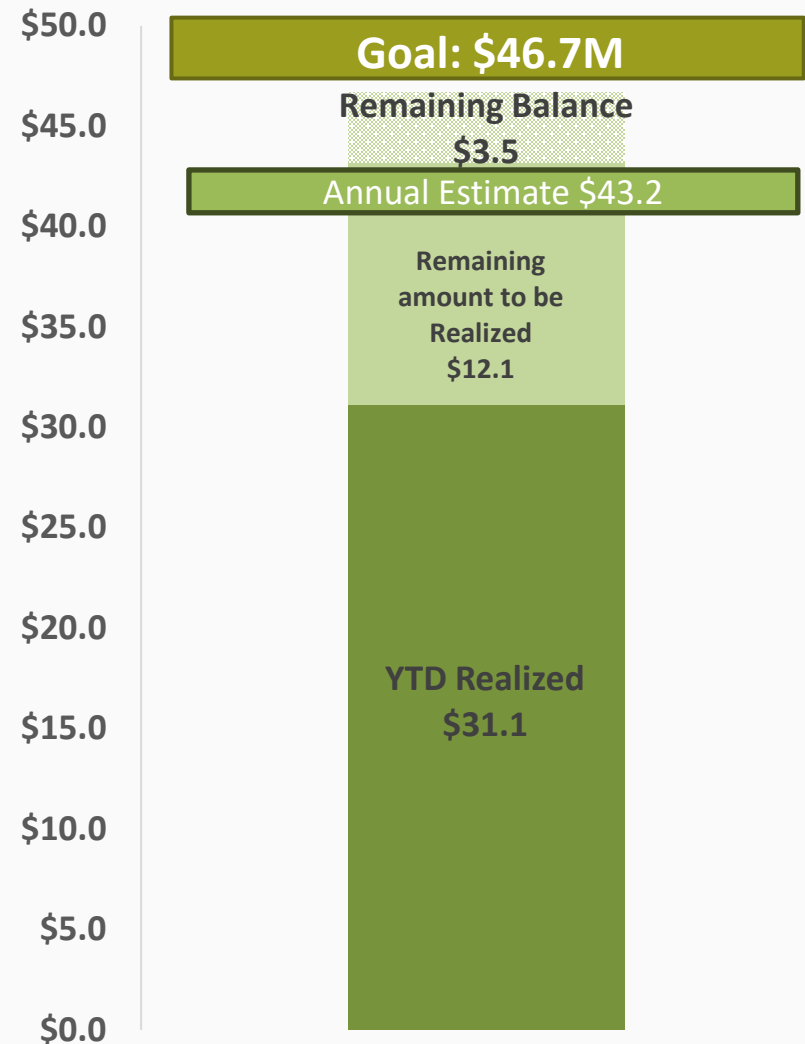
UConn Health	FY26 Q2 Forecast (Based on Dec YTD)	FY26 BOT Budget	Variance	% Variance
State Support	\$ 144.3	\$ 144.3	\$ 0.0	0.0%
Tuition and Fees	36.1	36.1	0.0	0.0%
Grants & Contracts	107.6	107.1	0.4	0.4%
Interns/Residents	99.5	99.5	0.0	0.0%
Net Patient Revenue	1180.0	1169.3	10.7	0.9%
Other Revenue	255.5	253.1	2.4	0.9%
Total Revenues	\$ 1,822.9	\$ 1,809.5	\$ 13.5	0.7%
Salaries & Wages	\$ 672.3	\$ 678.3	\$ (6.0)	(0.9%)
Fringe Benefits	184.5	187.8	(3.3)	(1.8%)
Temporary/Contractual Support	213.9	213.9	0.0	0.0%
Drugs/Medical Supplies	377.6	378.7	(1.1)	(0.3%)
Resident and Fellow house staff	83.3	83.3	0.0	0.0%
Utilities	18.6	18.6	0.0	0.0%
Interest Expense on Debt Service	8.0	8.0	0.0	0.0%
Purchased Services	178.6	186.9	(8.2)	(4.4%)
Other Expenses	81.0	82.0	(1.0)	(1.2%)
Capital Projects/Debt Payments	23.8	33.8	(10.0)	(29.6%)
Total Expenses	\$ 1,841.6	\$ 1,871.3	\$ (29.7)	(1.6%)
Budget Stabilization Fund	\$ 15.1	\$ 15.1	\$.0	
Net Income/(Loss)	(\$ 3.5)	(\$ 46.7)	\$ 43.2	

Board of Trustees February 2026

UConn HEALTH

Project Thrive continues to make progress. Year to date December, UCH has realized \$31.1 million in savings which the annual estimate is \$43.2 million, leaving UCH with \$3.5 million to be identified.

Project Thrive Progress

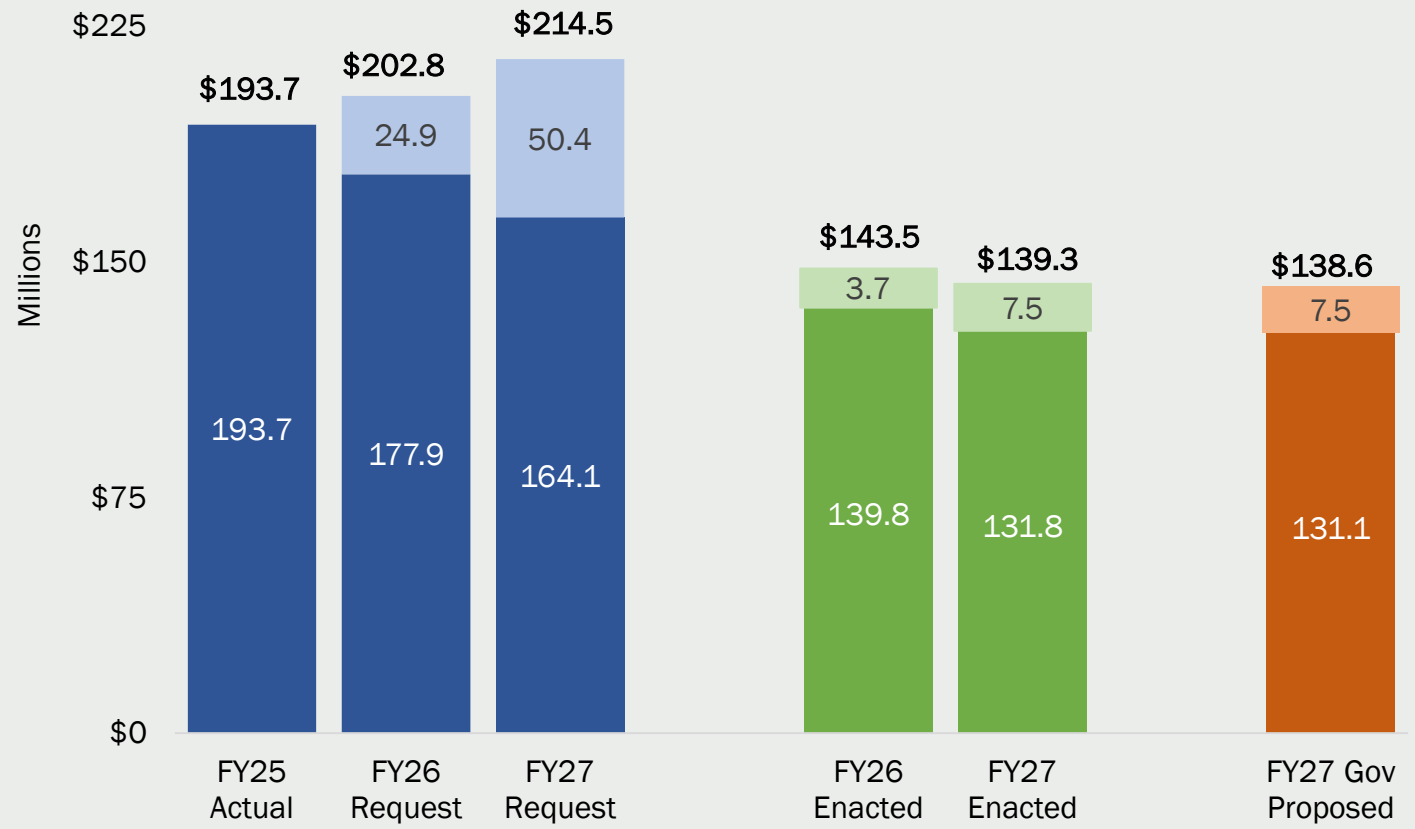


UConn HEALTH

The enacted biennium budget (FY26–FY27) was lower than requested which has required significant mitigating actions.

- UCH Base Request
- Est. 3% Wage Increase*
- Enacted Base
- Enacted Wage Increase
- Gov Proposed Base
- Gov Proposed Wage Increase

State Budget



* To be revised based on final State approved collective bargaining wage increases.